



Mississippi Timber Price Report

3rd Quarter 2018



The **Mississippi Timber Price Report** provides a picture of timber market activity across the state showing regional and statewide stumpage prices for common forest products. **This report should only be used as a guide to help individuals monitor timber market trends. The average price should not be applied as fair market value for a specific timber sale because many variables influence actual prices each landowner will receive.** This report and historical timber prices are available by contacting your local county Extension office or at www.extension.msstate.edu/forestry/forest-economics/timber-prices.

How are prices obtained? This report used data from 89 timber sales conducted and reported across Mississippi during the 3rd quarter of 2018. Reporters include forest product companies, logging contractors, consulting foresters, landowners, and other natural resource professionals.

Are you interested in becoming a cooperative price reporter or do you want more information about the Mississippi Timber Price Report? Please by contact Marc Measells at mkm2@msstate.edu or at 662-325-3550 for more information.

Price Trends

The 3rd quarter statewide stumpage prices for pine products are located in Table 1. Pine products reported include pine poles, sawtimber, plylogs, chip-n-saw, topwood, and pulpwood. Hardwood products include oak sawtimber, mixed hardwood sawtimber, pulpwood, and crossties (Table 2). We have included low and high prices to indicate differences landowners could expect to receive. The graphs reflect 10-year statewide average price trends.

The oversupply issue continues to influence timber prices in Mississippi and will continue to impact prices for an extended time period. Dry weather during much of the 3rd quarter also negatively impacted statewide stumpage prices. Compared to the 2nd quarter of 2018, statewide average prices declined for all species and product classes except hardwood pulpwood which increased. Pine pulpwood faced a 35% decrease this quarter. However, as expected, regional differences were noticed for each species/product class with some regions seeing increased prices while other regions decreased.

Prices are expected to remain relatively stable headed into the 4th Quarter, with slight increases for some species/product classes and slight decreases for others. Prices in north Mississippi, particularly pulpwood will continue to suffer because of oversupply and reduced demand in the area.

Mississippi Timber Price Report Regions

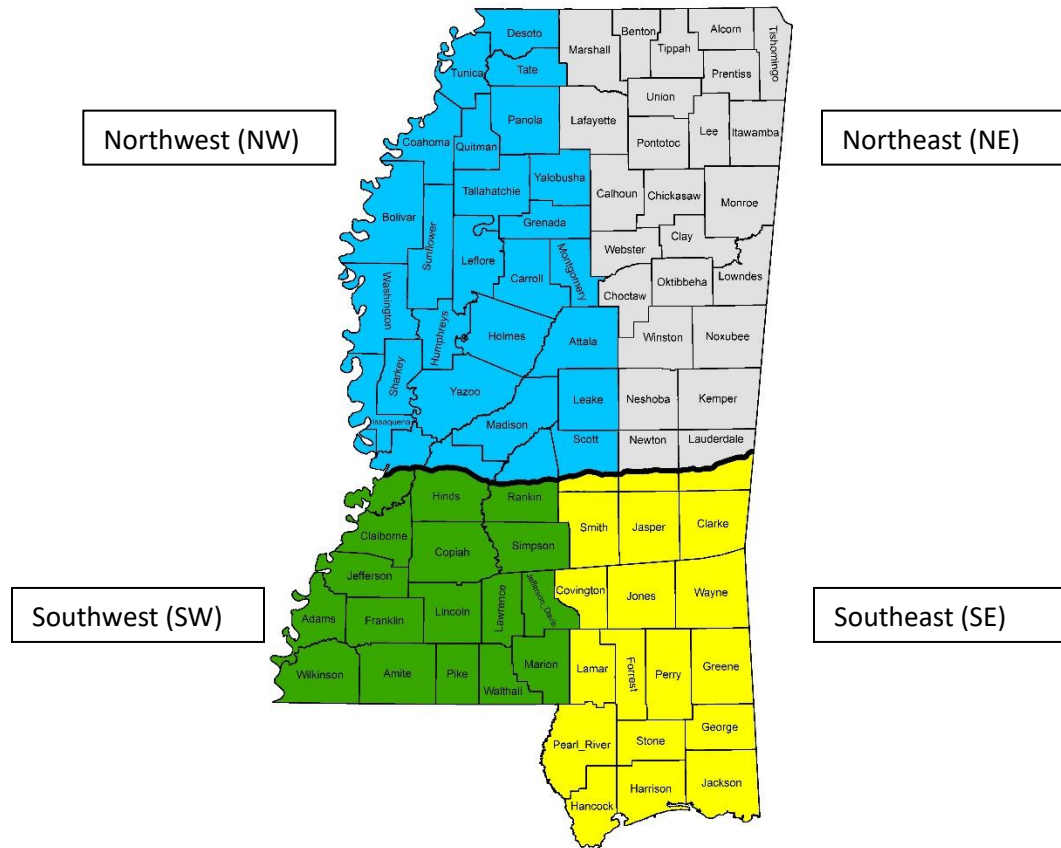


Table 1: Mississippi 3rd Quarter 2018 pine stumpage prices 2018 (\$/ton).**

Region		Pine Poles	Pine Sawtimber	Pine Plylogs	Pine Chip-n-Saw	Pine Topwood	Pine Pulpwood
NW	Low	\$38.00	\$14.00	\$15.00	\$6.00	\$2.00	\$1.50
	High	\$40.00	\$21.09	\$15.00	\$15.00	\$6.50	\$5.00
	Average	\$38.67	\$19.11	\$15.00	\$9.73	\$3.63	\$2.95
NE	Low	\$30.00	\$15.00	\$15.00	\$8.00	\$3.00	\$1.00
	High	\$45.00	\$30.00	\$32.00	\$15.00	\$9.00	\$5.00
	Average	\$38.38	\$20.60	\$20.18	\$11.31	\$6.50	\$2.85
SW	Low	IND*	\$16.25	\$18.00	\$9.00	\$3.00	\$3.00
	High	IND*	\$30.00	\$26.00	\$16.00	\$8.00	\$7.50
	Average	IND*	\$21.71	\$21.25	\$13.21	\$4.67	\$5.33
SE	Low	\$35.00	\$17.00	\$18.00	\$9.77	\$2.00	\$1.00
	High	\$40.50	\$26.00	\$22.00	\$16.00	\$7.00	\$7.50
	Average	\$37.75	\$22.82	\$20.08	\$12.91	\$3.93	\$4.96
Statewide	Low	\$30.00	\$14.00	\$15.00	\$6.00	\$2.00	\$1.00
	High	\$45.00	\$30.00	\$32.00	\$16.00	\$9.00	\$7.50
	Average	\$38.25	\$21.02	\$19.57	\$11.74	\$4.56	\$3.76

* IND = Insufficient or No Data Reported.

** Product classes are often subdivided into small, medium, and large categories. Prices vary according to size.

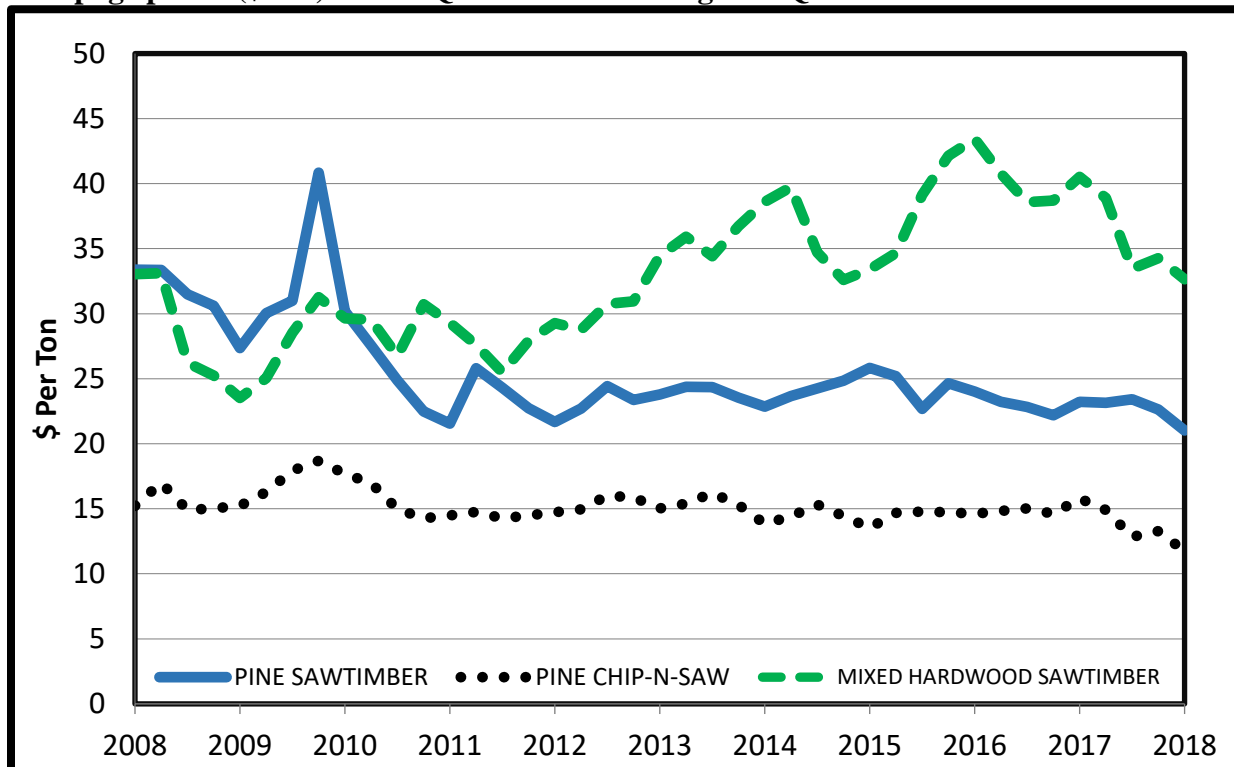
Table 2: Mississippi 3rd Quarter 2018 hardwood stumpage prices (\$/ton).**

Region		Oak Sawtimber	Mixed Hardwood Sawtimber	Hardwood Pulpwood	Crossties
NW	Low	\$36.00	\$17.00	\$3.00	\$34.00
	High	\$58.00	\$40.00	\$14.00	\$35.00
	Average	\$47.38	\$30.53	\$6.89	\$34.75
NE	Low	\$26.66	\$30.00	\$8.00	IND*
	High	\$58.00	\$40.00	\$14.00	IND*
	Average	\$46.29	\$33.82	\$10.53	IND*
SW	Low	\$40.00	\$20.00	\$3.00	\$25.00
	High	\$67.00	\$40.00	\$8.21	\$35.00
	Average	\$50.44	\$32.43	\$5.98	\$30.00
SE	Low	\$35.00	\$22.00	\$4.00	IND*
	High	\$50.00	\$45.00	\$15.00	IND*
	Average	\$41.25	\$35.57	\$8.33	IND*
Statewide	Low	\$26.66	\$17.00	\$3.00	\$25.00
	High	\$67.00	\$45.00	\$15.00	\$35.00
	Average	\$47.14	\$32.64	\$8.10	\$31.56

*IND = Insufficient or No Data Reported.

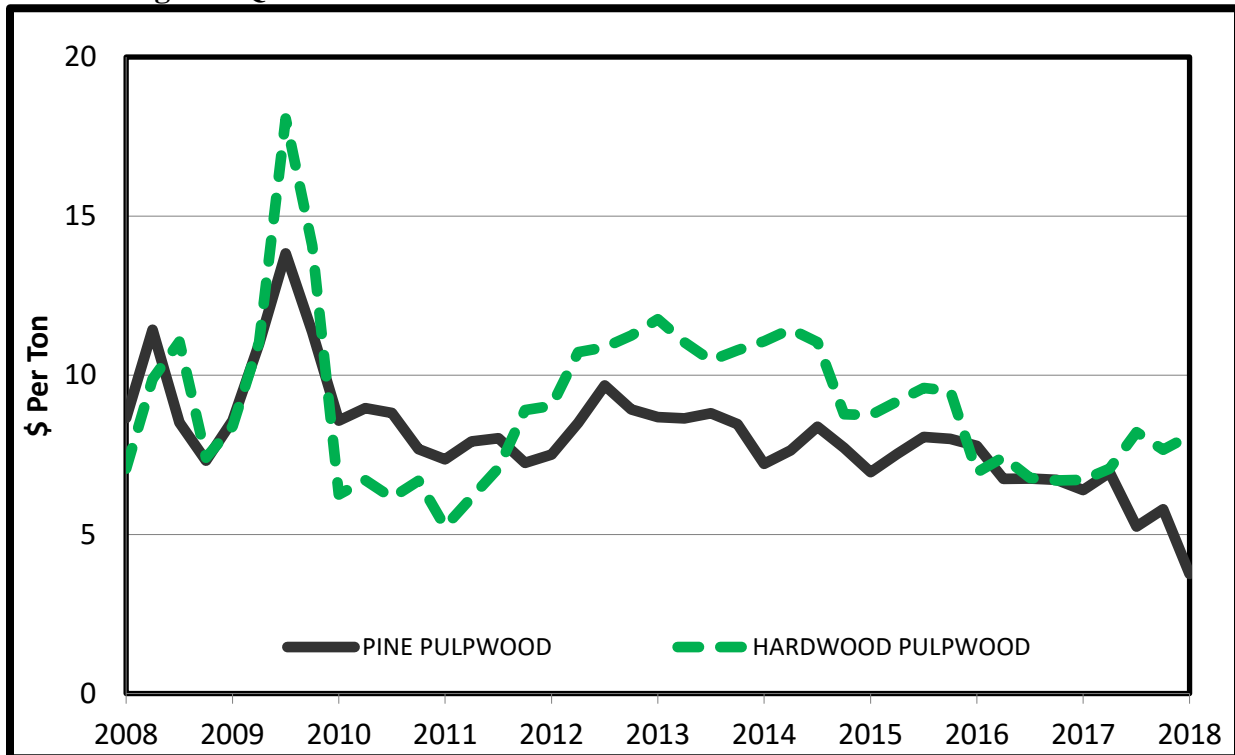
** Product classes are often subdivided into small, medium, and large categories. Prices vary according to size.

Average Mississippi pine sawtimber, pine chip-n-saw, and mixed hardwood sawtimber stumpage prices (\$/ton) for 3rd Quarter 2008 through 3rd Quarter 2018.*



*Prices from 2008-2017 are from Timber Mart-South. 2018 prices are from Mississippi State University Extension.

Average Mississippi pine and hardwood pulpwood stumpage prices (\$/ton) for 3rd Quarter 2008 through 3rd Quarter 2018.*



*Prices from 2008-2017 are from Timber Mart-South. 2018 prices are from Mississippi State University Extension.

*Timber-Mart South (TMS), Inc. has more detailed data available by subscription that contains values for other timber products not included in this report. TMS is compiled and produced at the Center for forest Business, Warnell School of Forest Resources, University of Georgia, under contract with the Frank W. Norris Foundation, a non-profit corporation serving the forest products industry. See <http://WWW.TMARTSOUTH.COM/> for information on subscriptions.

Mississippi State University is an equal opportunity institution. Discrimination in university employment, programs, or activities based on race, color, ethnicity, sex, pregnancy, religion, national origin, disability, age, sexual orientation, genetic information, status as a U.S. veteran, or any other status protected by applicable law is prohibited. For more information, please contact the Office of Compliance and Integrity, 56 Morgan Avenue, P.O. 6044, Mississippi State, MS 39762.